

**RESOLUTION NO. 15 - 23**

**RESOLUTION EXPANDING THE RIDDLE FARM SANITARY SERVICE AREA  
FOR PUBLIC WATER AND SEWER SERVICE TO  
SAMUEL BOWEN BOULEVARD/US ROUTE 50 SERVICE ROAD AND VICINITY**

WHEREAS, the County Commissioners of Worcester County, Maryland (hereafter "County Commissioners") adopted the *Comprehensive Water and Sewerage Plan for Worcester County* (hereafter "The Plan") on August 23, 1994, pursuant to Section 9-503 of the Environment Article of the Annotated Code of Maryland; and

WHEREAS, the County Commissioners amended The Plan on December 17, 2013 to expand the Riddle Farm Sanitary Service Area - Sewer Planning Area (Resolution No. 13-26) and Water Planning Area (Resolution No. 13-27); and

WHEREAS, the Commissioners received valid petitions for expansion of the Riddle Farm Sanitary Service Area from Mark Cropper, on behalf of WGC EDU, LLC, and from John Ross, representing the Worcester County Commissioners, for properties located south of US Route 50 along Samuel Bowen Boulevard to be served by water from Riddle Farm; and

WHEREAS, in accordance with provisions of Section PW 5-305(b) of the Public Works Article of the Code of Public Local Laws of Worcester County, Maryland, County staff has investigated and evaluated the petitions for the expansion of the Riddle Farm Sanitary Service Area for sewer and water service and found in favor of these petitions; and

WHEREAS, the County Commissioners held a duly advertised public hearing on July 7, 2015 to hear public comment on the proposed expansion of the Riddle Farm Sanitary Service Area for sewer and water service and determined that the proposed expansion is desirable.

NOW, THEREFORE, BE IT RESOLVED by the County Commissioners of Worcester County, Maryland that:

1. The Riddle Farm Sanitary Service Area is hereby expanded to include certain properties located to the south and west of the existing Riddle Farm Sanitary Service Area located along Ocean Gateway/U.S. Route 50, Samuel Bowen Boulevard and Greys Corner Road (MD Route 707) as follows:
  - A. The sewer expansion area includes the properties identified on Worcester County Tax Map 26 as Parcels 107, 258, 259, 298, 299, 300, 322, 368, and 455 along US Route 50 and Samuel Bowen Boulevard, and on Tax Map 26 as Parcels 97, 98, 99, 101, 102, 104, 105, 106, 127, 246, 247, 249, 250, 251, 336, 347, 351, 394, 420, and 440 in the Grey's Corner Road area.
  - B. The water expansion area includes the properties identified on Worcester County Tax Map 26 as Parcels 107, 258, 259, 298, 299, 300, 320, 322, 368, and 455.
2. After reviewing the staff report, public comments and all of the applicable information with respect to the proposed expansion, the County Commissioners find that:
  - A. The expansion is desirable for the comfort, convenience, health, safety and general welfare of the people who will or may in the future be served by the proposed expansion;


- B. The proposed construction and operation is feasible from an engineering and economic standpoint;
  - C. The proposal is in the best interest of the public health, safety and welfare of all residents of the County;
  - D. The proposal will not be unduly detrimental to the environment or the County; and
  - E. The design and operation of the facilities included in the proposal are in accordance with all required permits and applicable standards.
3. The total cost of the public water expansion project by the County is estimated at \$620,000.00 which will provide a total of 267 equivalent dwelling units (EDUs) of water service. Funds will be borrowed from the County's General Fund at an interest rate of 2.0%. The loan will be repaid by customers through an estimated payment of \$2,400.00 per EDU for construction costs and an estimated \$6,323.00 per EDU for equity contribution for a total estimated payment of \$8,723.00 per EDU for public water service. Once the loan is repaid, additional EDU payments will be credited to the Riddle Farm Sanitary Service Area as equity contributions.
  4. By separate agreement, the public sewer EDU payment is \$23,535.00 of which \$4,926.00 per EDU represents the equity contribution to the County and the remaining \$18,609.00 per EDU is for construction costs/fees to the developer, WGC EDU, LLC.

AND, BE IT FURTHER RESOLVED that this Resolution shall take effect upon its passage.

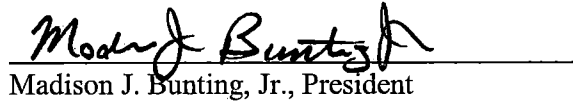
PASSED AND ADOPTED this 7<sup>th</sup> day of July, 2015.

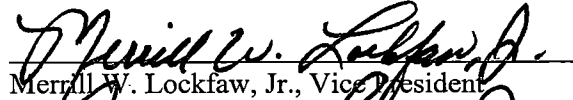
ATTEST:

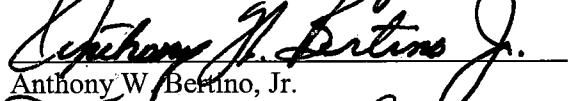
WORCESTER COUNTY COMMISSIONERS




Harold L. Higgins  
Chief Administrative Officer


  
Madison J. Bunting, Jr., President


  
Merrill W. Lockfaw, Jr., Vice President

  
Anthony W. Bertino, Jr.

  
James C. Church

  
Theodore J. Elder

  
Joseph M. Mitrecic

  
Diana Purnell